

Touch5

Una potencia de masaje espectacular.

CÓDIGO 75831

Ideal para **4 personas**

5 posiciones distintas

2 tumbonas

3 asientos

Medidas: 216 × 216 × 74 cm

Volumen de agua: 1.063 litros

Peso: Vacío 265 kg / Lleno 1328 kg

6 colores

5 tipos de masaje



AQUALIFE LINE

ES


AQUAVIA SPA

CARACTERÍSTICAS TÉCNICAS


PRESTACIONES	
Total puntos de masaje	56
Jets masaje agua	56
Reposacabezas	3
Panel de Control Digital	Estándar
Clear Water System	Estándar
Estructura metálica	Estándar
Base ABS	Estándar
Energy Saving Cover	Estándar
EcoSpa	Opcional
Nordic Insulation System	Opcional
ACABADOS	
2 Focos LED	Opcional
1 Foco LED	Incluido
Bluetooth Audio	Opcional
Boquillas Inoxidable	Estándar
*Touch panel programable WiFi	Opcional
Sin revestimiento	Opcional
BOMBAS DE MASAJE	
Masaje de agua	2 x 1800 W / 2,5 CV
FILTRACIÓN Y CALEFACCIÓN	
Bomba de recirculación	200 W
Calentador de agua	3.000 W
Tipo de filtro	Cartucho
CORRIENTE ELÉCTRICA	
Potencia requerida a 230 V (LOW/AMP)	3.800W / 16,52 A
Voltaje	230 V / 400 V III



ACABADOS CASCO (COLORES ACRÍLICO)



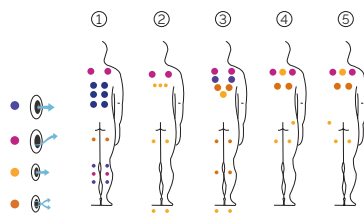
ACABADOS REVESTIMIENTO DEL MUEBLE EXTERIOR



PRESTACIONES



PRESTACIONES OPCIONALES



*Para integrar la opción Touch Panel Programable Wifi, el spa debe incorporar Nordic Insulation System o EcoSpa e incluir la opción 2 focos LED

Como parte de nuestra política de mejoramiento continuo, nos reservamos el derecho de modificar el diseño y/o especificaciones sin previo aviso.

Touch5

Puissance de massage spectaculaire.

CODE 75831

Ideal for 4 people

5 positions

2 loungers

3 seats

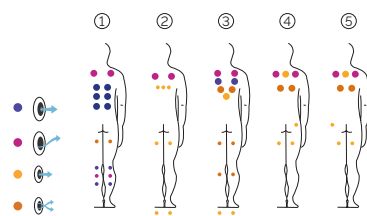
Measures: 216 x 216 x 74 cm

Water capacity (l): 1.063 liters


Weight: Empty 265 kg / Full 1.328 kg

6 colors


5 massages



SHELL FINISHES (ACRYLIC COLORS)



FURNITURE FINISHES (OUTDOOR CABINET)



AQUALIFE LINE

EN

AQUAVIA SPA

TECHNICAL SPECIFICATIONS

FEATURES	
Total massage points	56
Massage Jets	56
Headrests	3
Digital Control Panel	Standard
Clear Water System	Standard
Metal structure	Standard
ABS base	Standard
Energy Saving Cover	Standard
EcoSpa	Optional
Nordic Insulation System	Optional
FINISHES	
2 LED spotlights	Optional
1 LED spotlight	Included
Bluetooth Audio	Optional
Stainless Steel Nozzles	Standard
*Programmable Wi-Fi Touch Panel	Optional
Without cabinet	Optional
MASSAGE PUMPS	
Water massage	2 x 1800 W / 2.5 HP
FILTRATION AND HEATING	
Recirculation pump	200 W
Water heater	3.000 W
Type of filter	Cartridge
POWER SUPPLY	
Power requirement to 230 V (LOW/AMP)	3.800W / 16.52 A
Voltage	230 V / 400 V III

FEATURES



OPTIONAL FEATURES



"To integrate the Programmable Wi-Fi Touch Panel, the hot tub must incorporate the Nordic Insulation System or EcoSpa and include the option 2 LED spotlights"

According to our policy of constant evolution, we reserve the right to modify the specifications in part or in whole without forewarning.

Touch5

Spectacular massage power.

CODE 75831

Idéal pour 4 personnes

5 positions

2 allongées

3 assises

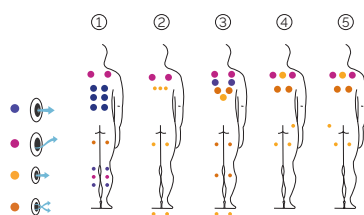
Dimensions: 216 x 216 x 74 cm

Volume Eau: 1.063 litres


Poids: Vide 265 kg / Plein 1.328 kg

6 couleurs


5 massages



COULEURS ACRYLIQUE



TYPE REVÊTEMENT MEUBLE EXTÉRIEUR



AQUALIFE LINE

FR

AQUAVIA SPA

CARACTÉRISTIQUES TECHNIQUES

PRESTATIONS	
Total Points de Massage	56
Jets massage	56
Appui-tête	3
Boîtier de commande numérique	Équipement en série
Clear Water System	Équipement en série
Structure Métal	Équipement en série
Base ABS	Équipement en série
Energy Saving Cover	Équipement en série
EcoSpa	Option
Nordic Insulation System	Option
FINITIONS	
2 ampoules LED	Option
1 ampoule LED	Inclus
Bluetooth Audio	Option
Buses en acier inoxydable	Équipement en série
*Touch panel programmable WiFi	Option
Sans habillage	Option
POMPES DE MASSAGE	
Massage d'eau	2 x 1800 W / 2,5 CV
FILTRATION ET CHAUFFAGE	
Pompe de recirculation	200 W
Chauffage d'eau	3.000 W
Type de filtre	Cartouche
COURANT ÉLECTRIQUE	
Puissance maximale to 230 V (LOW/AMP)	3.800W / 16,52 A
Tension	230 V / 400 V III

PRESTATIONS



PRESTATIONS OPTIONNELLES



*Pour intégrer l'option Touch Panel Programmable Wifi, le spa doit intégrer le Nordic Insulation System ou EcoSpa et inclure l'option de 2 spots LED.

Dans le cadre de notre politique d'améliorations constantes, nous nous réservons le droit de modifier/d'amender nos spécifications n'importe quand et sans aucun préavis.

Touch5

Potenza di massaggio spettacolare.

CODE 75831

Ideal für 4 Personen

5 Positionen

2 Liege

3 Sitzen

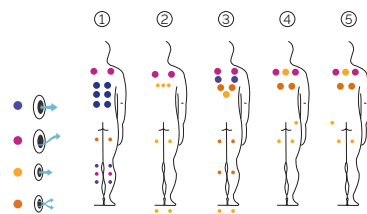
Abmasse: 216 x 216 x 74 cm

Volumen (l): 1.063 liter


Gewicht: Leer 265 kg / Befüllt 1.328 kg

6 Farben


5 Massagen



ACRYLFARBEN



VERKLEIDUNGSTYP Außenrahmen



AQUALIFE LINE

DE

AQUAVIA SPA

AUSSTATTUNG

LEISTUNGEN	
Massagepunkte gesamt	56
Massagedüsen	56
Kopfstützen	3
Digitale Bedieneinheit	Serienausstattung
Clear Water System	Serienausstattung
Metallrahmen	Serienausstattung
ABS-Platte	Serienausstattung
Energy Saving Cover	Serienausstattung
EcoSpa	Option
Nordic Insulation System	Option
UNTERHALTUNG	
2 LED-Strahler	Option
1 LED-Strahler	Enthalten
Bluetooth Audio	Option
Düsen Edelstahl	Serienausstattung
*Programmierbares WLAN-Tastfeld	Option
Ohne Rahmen	Option
MASSAGEPUMPEN	
Wassermassage / Jetpumpe	2 x 1800 W / 2,5 CV
FILTER UND HEIZUNG	
Silent Pump / Umwälzpumpe	200 W
Wassererhitzer	3.000 W
Filtertyp	Kartuschenfilter
ELEKTRISCHE SPANNUNG	
Leistung Option niedrige Stromstärke(W)/(A)230 V	3.800W / 16,52 A
Stromspannung	230 V / 400 V III

LEISTUNGEN



OPTIONALE LEISTUNGEN



*Um die Option Programmierbares WLAN-Tastfeld zu integrieren, muss das Spa über Nordic Insulation System oder EcoSpa verfügen und die Option 2 LED-Strahler enthalten.

Im Rahmen unserer Bemühungen um ständige Verbesserungen behalten wir uns das Recht vor, ohne weitere Bekanntmachungen Änderungen an der Konstruktion und den technischen Daten vorzunehmen.

Touch5

Spektakuläre Massagekraft.

CODICE 75831

Ideale per **4 persone**

5 posizioni

2 sdraiato

3 seduto

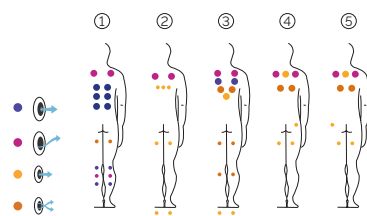
Misure: 216 x 216 x 74 cm

Volume acqua: 1.063 litri


Peso: Vuota 265 kg / Piena 1.328 kg

6 colori


5 massaggi



COLORI SUPERFICIE ACRILICA



TIPO DI RIVESTIMENTO DEL MOBILE ESTERNO



AQUALIFE LINE

IT

AQUAVIA SPA

CARATTERISTICHE TECNICHE

PRESTAZIONI	
Totale punti di massaggio	56
Getti di massaggio	56
Poggiatesta	3
Pannello di controllo digitale	Equipaggiamento di serie
Clear Water System	Equipaggiamento di serie
Struttura metallica	Equipaggiamento di serie
Base ABS	Equipaggiamento di serie
Energy Saving Cover	Equipaggiamento di serie
EcoSpa	Opzionale
Nordic Insulation System	Opzionale
FINITURE	
2 luci LED	Opzionale
1 luce LED	Incluso
Bluetooth Audio	Opzionale
Jet/Bocchette Inossidabile	Equipaggiamento di serie
*Touch Panel programmabile WiFi	Opzionale
Senza rivestimento	Opzionale
POMPE DI MASSAGGIO	
Massaggio ad acqua	2 x 1800 W / 2,5 CV
FILTRAGGIO E RISCALDAMENTO	
Pompa di ricircolo	200 W
Scaldaacqua	3.000 W
Tipo di filtro	Cartuccia
CORRENTE ELETTRICA	
Potenza necessaria a 230 V (LOW/AMP)	3.800W / 16,52 A
Tensione	230 V / 400 V III

PRESTAZIONI



PRESTAZIONI ADDIZIONALI



**Per integrare l'opzione Touch Panel programmabile WiFi, la spa deve incorporare Nordic Insulation System o EcoSpa e includere l'opzione 2 luci LED*

Come parte della nostra politica di miglioramento continuo, ci riserviamo il diritto di modificare il design e/o le specifiche tecniche senza preavviso.